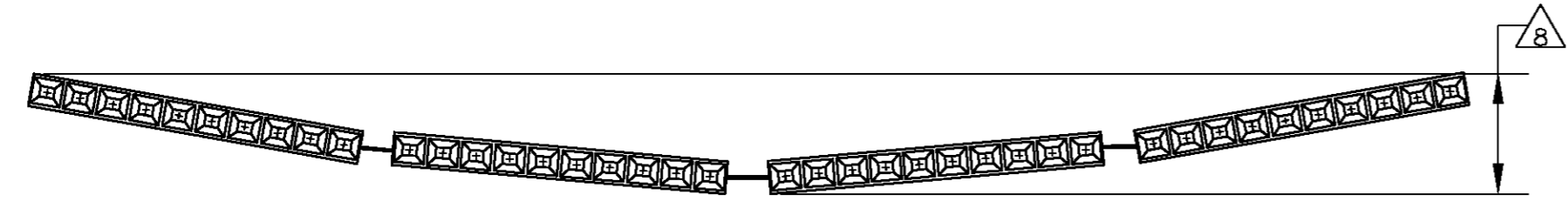
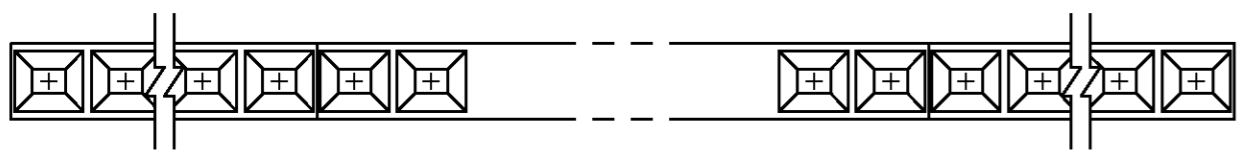
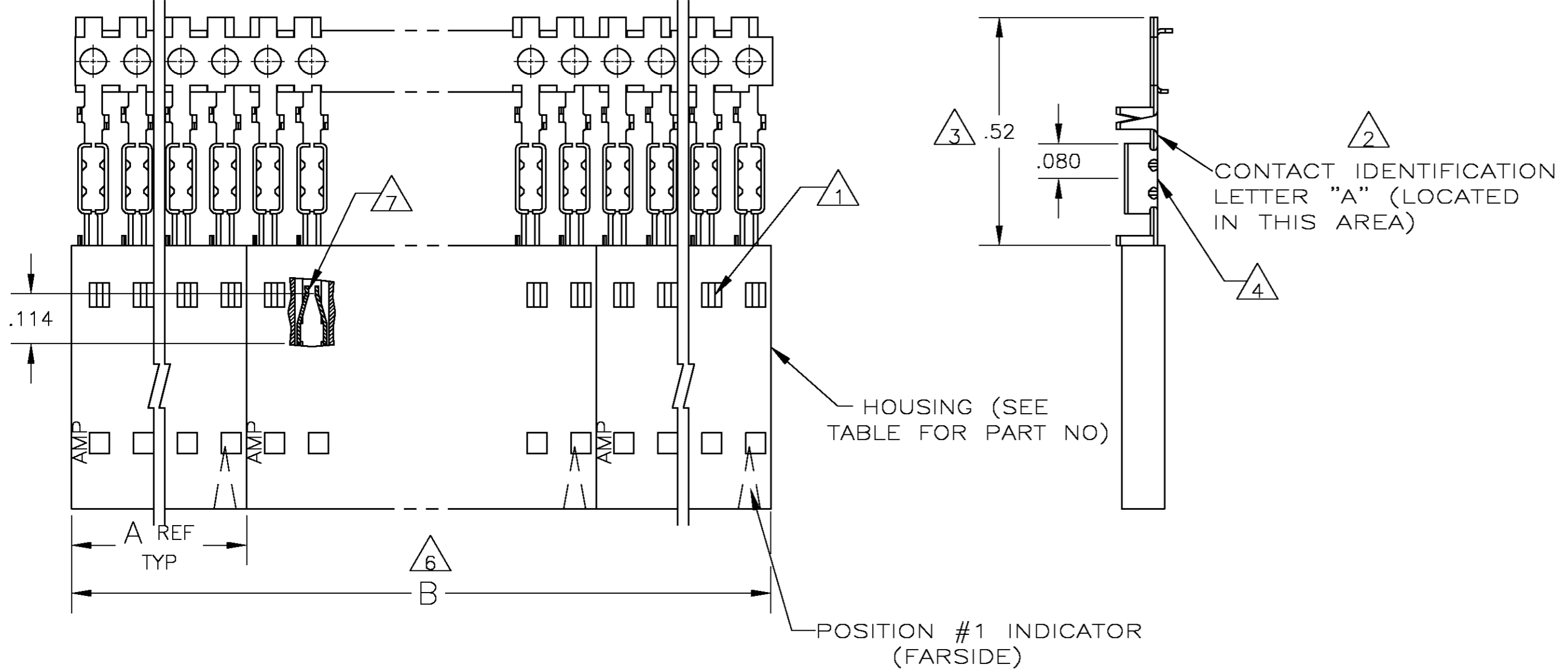


THIS DRAWING IS UNPUBLISHED. RELEASED FOR PUBLICATION
 © COPYRIGHT BY TYCO ELECTRONICS CORPORATION. ALL RIGHTS RESERVED.

LOC	DIST	REVISIONS					
AD	00	P	LTR	DESCRIPTION	DATE	DWN	APVD
		J		EC 0G3C 0760 04	24DEC04	BSV	JG



- 1 CONTACTS ARE LATCHED INTO THE PRELOAD WINDOWS
- 2 USE WITH #26-#30 AWG WIRE SIZE, .054/.030 INSULATION DIAMETER, .015 MAXIMUM INSULATION THICKNESS
- 3 THE DIMENSION APPLIES WITH THE FORWARD PRELOAD STOP IN CONTACT WITH THE HOUSING SURFACE
- 4 POINT OF MEASUREMENT FOR PLATING THICKNESS
- 5. FOR INDIVIDUAL ASSEMBLIES SEE PART NUMBER 103685
- 6 ASSEMBLIES ARE JOINED BY THE CARRIER STRIP. ORDER QUANTITY REFLECTS TOTAL NUMBER OF INDIVIDUAL ASSEMBLIES REQUIRED. SEE TABLE FOR NUMBER OF ASSEMBLIES PER STRIP.
- 7 POINT OF MEASUREMENT FOR PLATING THICKNESS (INSIDE BEAMS)
- 8 MAXIMUM ALLOWABLE BOW OF ASSEMBLY NOT TO EXCEED .055.
- 9 CONTACTS: .000100-.000200 BRIGHT TIN-LEAD OVER .000050 NICKEL
- 10 CONTACTS: .000100-.000200 MATTE TIN OVER .000050 NICKEL

10	2	2.40	1.198	1-103688-1	12	6-103977-1
10	2	2.20	1.098	1-103688-0	11	6-103977-0
10	2	2.00	.998	103688-9	10	5-103977-9
10	2	1.80	.898	103688-8	9	5-103977-8
10	2	1.60	.798	103688-7	8	5-103977-7
10	2	1.40	.698	103688-6	7	5-103977-6
10	4	2.39	.598	103688-5	6	5-103977-5
10	4	1.99	.498	103688-4	5	5-103977-4
10	5	1.99	.398	103688-3	4	5-103977-3
10	8	2.40	.298	103688-2	3	5-103977-2
10	10	2.00	.198	103688-1	2	5-103977-1
9	2	2.40	1.198	1-103688-1	12	1-103977-1
9	2	2.20	1.098	1-103688-0	11	1-103977-0
9	2	2.00	.998	103688-9	10	103977-9
9	2	1.80	.898	103688-8	9	103977-8
9	2	1.60	.798	103688-7	8	103977-7
9	2	1.40	.698	103688-6	7	103977-6
9	4	2.39	.598	103688-5	6	103977-5
9	4	1.99	.498	103688-4	5	103977-4
9	5	1.99	.398	103688-3	4	103977-3
9	8	2.40	.298	103688-2	3	103977-2
9	10	2.00	.198	103688-1	2	103977-1
PLATING	6	B	A	HOUSING PART NUMBER	NO OF POSN	ASSEMBLY PART NUMBER ON STRIP

THIS DRAWING IS A CONTROLLED DOCUMENT.

DWN L. MAYER 05 NOV 1986
 CHK P.C.DEJONG 11-12-86
 APVD J.SCHEIFFER 11-13-86

TOLERANCES UNLESS OTHERWISE SPECIFIED:
 0 PLC ± -
 1 PLC ± -
 2 PLC ± .02
 3 PLC ± .005
 4 PLC ± -
 ANGLES ± -
 FINISH SEE TABLE

108-25034
 114-25026

HOUSING: FLAME RETARDANT THERMOPLASTIC, COLOR: BLACK, CONTACTS: PHOS BRONZE

Tyco Electronics Corporation
 Harrisburg, Pa 17105-3608

RCPT ASSY, AMPMODU MTE, SINGLE ROW, .100 C/L FOR #26-#30 AWG WIRE SIZE, STRIP FORM

SIZE A2 CAGE CODE 00779 DRAWING NO C=103977 RESTRICTED TO -

CUSTOMER DRAWING SCALE 4:1 SHEET 1 OF 1 REV J